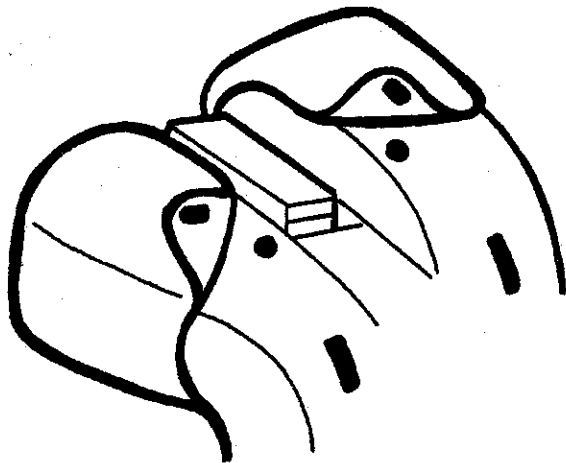
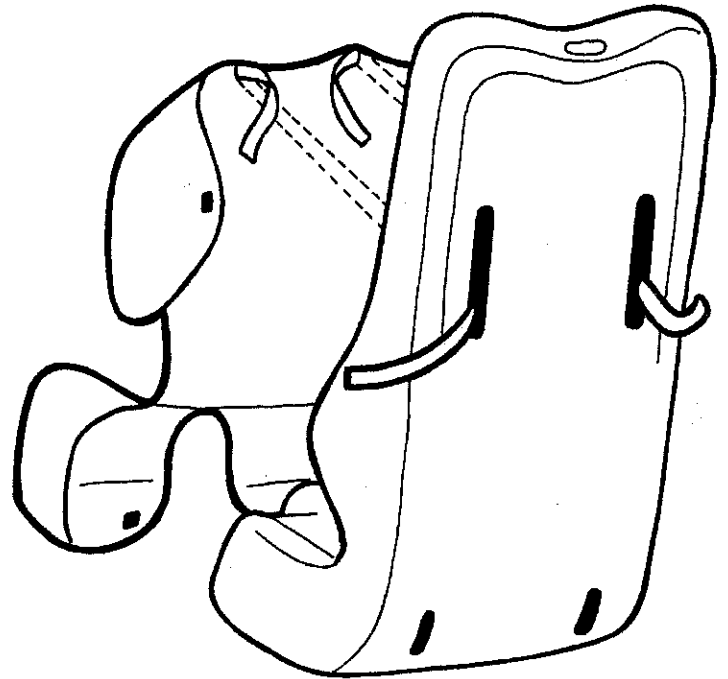


Unbuckle the chest strap and lap belt on the Carrie Seat.

With the fuzzy side out, fit the Cozee Cover on the Carrie Seat[®] with the abductor protruding through the center opening and slid the cover around the seat bottom and sides

Thread the Velcro[®] straps through the corresponding shoulder harness slots. The Cozee Cover straps must fasten under the shoulder harness webbing.




Locate the two part Velcro fasteners on the bottom corners of the cover.

Pull the bottom of the cover tightly around the bottom of the seat.

After making sure that the bottom of the seat is clean and free from food and grease (Windex[®] works well), peel the backing from the self-stick part of the fastener, and press the corners firmly into place.

When you remove the cover, the self-stick part will remain on the seat for a consistent, custom fit.



**Tumble
Forms²**

Carrie Seat[®] Cozee Cover[®]

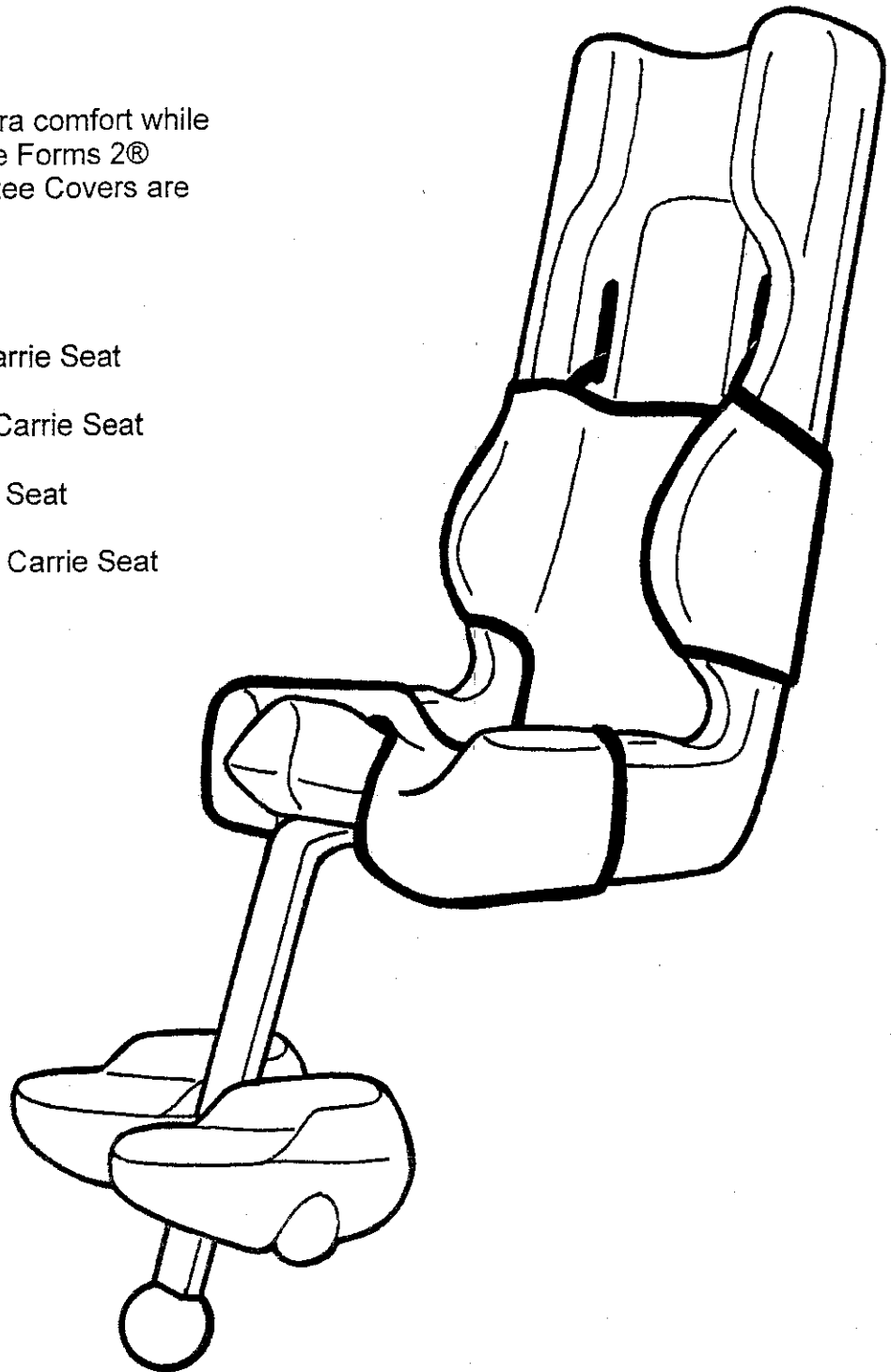
Soft, washable covers add extra comfort while your child is seated in a Tumble Forms 2[®] Carrie Seat[®]. Carrie Seat Cozee Covers are available in four sizes:

4642S - Fits Preschool size Carrie Seat

4642M - Fits Elementary size Carrie Seat

4642L - Fits Junior size Carrie Seat

4642SA - Fits Small Adult size Carrie Seat



**SAMMONS
PRESTON**
Rolyan

Sammons Preston Rolyan
An AbilityOne Company
4 Sammons Court
Bolingbrook, IL 60440-4989
Phone: 1-800-323-5547
In Canada Phone: 1-800-665-9200